

Auxiliary-Enabled Pd-Catalyzed Direct Arylation of Methylene C(sp³)–H Bond of Cyclopropanes: Highly Diastereoselective Assembling of Di- and Trisubstituted Cyclopropanecarboxamides

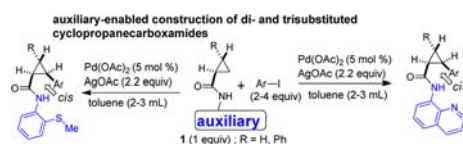
Ramarao Parella, Bojan Gopalakrishnan, and Srinivasarao Arulananda Babu*

Department of Chemical Sciences, Indian Institute of Science Education and Research (IISER) Mohali, Knowledge City, Mohali, Punjab, India

sababu@iisermohali.ac.in

Received May 1, 2013

ABSTRACT



An auxiliary-enabled and Pd(OAc)₂-catalyzed direct arylation of C(sp³)–H bonds of cyclopropanes and production of di- and trisubstituted cyclopropanecarboxamides having contiguous stereocenters are reported. The installation of aryl groups on cyclopropanecarboxamides led to the assembling of novel mono- and di- aryl-*N*-(quinolin-8-yl)cyclopropanecarboxamide scaffolds and mono- and di- aryl-*N*-(2-(methylthio)phenyl)cyclopropanecarboxamides. The stereochemistry of products was unequivocally assigned from the X-ray structures of key compounds.

Cyclopropane, the smallest carbocyclic ring, is one of the privileged structural motifs, present as a core unit in numerous natural products, biologically active and prospective drug molecules, and synthetic intermediates.^{1,2} Incorporation of cyclopropane rings in the molecular frameworks is considered an important molecular tool to constrain the conformation and study the reaction pathways.³ Along this line, various arylcyclopropane-carboxylic acid

derivatives have been reported to exhibit promising biological activities and used as molecular tools in the field of chemical biology.^{3,4} Among the available methods,^{1,2,5} cyclopropanation of olefins is one of the cornerstone protocols for producing cyclopropanes. Generally, the

(1) (a) Ye, T.; McKerver, M. A. *Chem. Rev.* **1994**, *94*, 1091. (b) Doyle, M. P.; Protopopova, M. N. *Tetrahedron* **1998**, *54*, 7919. (c) Lebel, H.; Marcoux, J. F.; Molinaro, C.; Charette, A. B. *Chem. Rev.* **2003**, *103*, 977. (d) Brandi, A.; Cicchi, S.; Cordero, F. M.; Goti, A. *Chem. Rev.* **2003**, *103*, 1213. (e) Baldwin, J. E. *Chem. Rev.* **2003**, *103*, 1197. (f) Shi, M.; Lu, J. M.; Wei, Y.; Shao, L. X. *Acc. Chem. Res.* **2012**, *45*, 641. (g) de Meijere, A. *Angew. Chem., Int. Ed. Engl.* **1979**, *18*, 809. (h) Díaz-Requejo, M. M.; Belderrain, T. R.; Trofimenko, S.; Pérez, P. J. *J. Am. Chem. Soc.* **2001**, *123*, 3167. (i) Sydnes, L. K. *Chem. Rev.* **2003**, *103*, 1133. (j) Danishefsky, S. *Acc. Chem. Res.* **1979**, *12*, 66. (k) Lindsay, V. N. G.; Nicolas, C.; Charette, A. B. *J. Am. Chem. Soc.* **2011**, *133*, 8972.

(2) (a) Davies, H. M. L.; Denton, J. R. *Chem. Soc. Rev.* **2009**, *38*, 3061. (b) Carson, C. A.; Kerr, M. A. *Chem. Soc. Rev.* **2009**, *38*, 3051. (c) Reisman, S. E.; Nani, R. R.; Levin, S. *Synlett* **2011**, 2437. (d) Tang, P.; Qin, Y. *Synthesis* **2012**, 2969. (e) Zhang, D.; Song, H.; Qin, Y. *Acc. Chem. Res.* **2011**, *44*, 447. (f) Simone, F. D.; Waser, J. *Synthesis* **2009**, 3353. (g) Donaldson, W. A. *Tetrahedron* **2001**, *57*, 8589. (h) Sathishkannan, G.; Srinivasan, K. *Org. Lett.* **2011**, *13*, 6002.

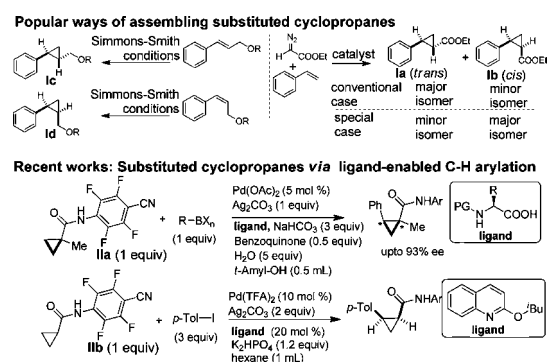
(3) (a) Gagnon, A.; Duplessis, M.; Fader, L. *Org. Prep. Proc. Int.* **2010**, *42*, 1. (b) Yonezawa, S.; Yamamoto, T.; Yamakawa, H.; Muto, C.; Hosono, M.; Hattori, K.; Higashino, K.; Yutsudo, T.; Iwamoto, H.; Kondo, Y.; Sakagami, M.; Togame, H.; Tanaka, Y.; Nakano, T.; Takemoto, H.; Arisawa, M.; Shuto, S. *J. Med. Chem.* **2012**, *55*, 8838 and references therein. (c) Yonezawa, S.; Yamakawa, H.; Muto, C.; Hosono, M.; Yamamoto, T.; Hattori, K.; Sakagami, M.; Togame, H.; Tanaka, Y.; Nakano, T.; Takemoto, H.; Arisawa, M.; Shuto, S. *Bioorg. Med. Chem. Lett.* **2013**, *23*, 2912 and references therein. (d) Martin, S. F.; Dwyer, M. P.; Hartmann, B.; Knight, K. S. *J. Org. Chem.* **2000**, *65*, 1305. (e) Cheng, K.; Lee, Y. S.; Rothman, R. B.; Dersh, C. M.; Bittman, R. W.; Jacobson, A. E.; Rice, K. *J. Med. Chem.* **2011**, *54*, 957.

(4) (a) Delong, M. A.; Royalty, S. M.; Sturdivant, J. M.; Heintzelman, G. R. 6-Aminoisoquinoline Compounds. WO2008086269 A2 20080717, 2008. (b) Quinoline-Derived Amide Modulators of Vanilloid VR1 Receptor. WO2004069792 A2 20040819, 2004.

(5) (a) Simmons, H. E.; Smith, R. D. *J. Am. Chem. Soc.* **1959**, *81*, 4256. (b) Pellissier, H. *Tetrahedron* **2008**, *64*, 7041. (c) Roy, M.-N.; Lindsay, V. N. G.; Charette, A. B. Cyclopropanation Reactions. In *Stereoselective Synthesis 1: Stereoselective Reactions of Carbon-Carbon Double Bonds*; de Vries, J. G., Ed.; Thieme: 2011; Vol. 1, p 731. (d) Molander, G. A.; Gormisky, P. E. *J. Org. Chem.* **2008**, *73*, 7481.

production of substituted cyclopropanes with the *trans* stereochemistry is a popular protocol. For example, the metal-catalyzed reaction of a diazo compound with styrene results in the cyclopropane **1a** with *trans* stereochemistry as the major isomer (Scheme 1).^{1b,c} The *cis/trans* substituted cyclopropanes **1c/1d** can also be obtained under Simmons–Smith reaction conditions.^{5a–c} Noticeably, the production of substituted cyclopropanes with *cis* stereochemistry is a challenging task.^{1h,k} For example, the cyclopropane **1a** can be obtained only by employing special efforts.^{1h} When compared to the field dealing with the construction of cyclopropanes,^{1–5} the direct functionalization of cyclopropanes is an underexplored research area. This is because the cyclopropane ring is known to have a strained structure and unique reactivity patterns due to the steric and electronic factors.^{1,2}

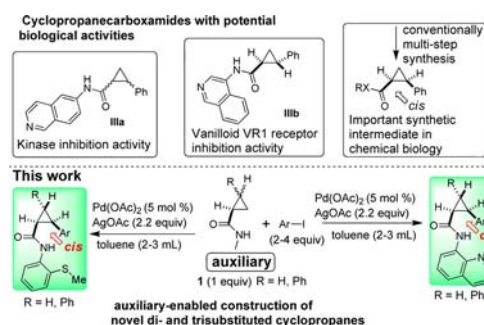
Scheme 1. Assembling of Substituted Cyclopropanes



A simple and an alternative route for the production of the *cis* substituted cyclopropanes especially is the direct metal-catalyzed functionalization of the C(sp³)–H bond of cyclopropanes. However, only a few exceptional reports^{6–8} exist in this regard, while the activation of the methylene C(sp³)–H bond still remains a challenging and potential topic of current and future research.⁹ In a primary work, Yu's group showed an example related to the arylation of the C(sp³)–H bond of 1-methyl

cyclopropanecarboxylic acid using an arylboronic acid as the coupling partner, which resulted in the corresponding arylated product in 20% yield. Then, in 2011, the same group reported the ligand-enabled Pd-catalyzed stereoselective arylation of *N*-aryl cyclopropanecarboxamide (**IIa**) using a boronic acid derivative (Scheme 1). While we were engaged in investigating the 'auxiliary-enabled Pd(OAc)₂-catalyzed C–H arylation of cyclopropanecarboxamides', in late 2012, Yu's group revealed an example related to the arylation of *N*-aryl cyclopropanecarboxamide (**IIb**) via 'the ligand-enabled Pd(TFA)₂-catalyzed C–H activation in the presence of K₂HPO₄'. Successively, Cramer,^{8b} Rousseaux,^{8d} and Charette^{8c} have reported the Pd-catalyzed intramolecular arylation of cyclopropanecarboxamides using an appropriate ligand and additive and the synthesis of tetrahydroquinoline- and spirooxindole scaffolds, possessing a cyclopropyl unit.

Scheme 2. Theme of This Work



Taking impetus from the recent progress in C–H activation reactions, particularly, the directing group enabled Pd-catalyzed C(sp³)–H bond activation reactions reported by the Daugulis, Chen, and Baran groups,^{9a–f} we envisaged examining the construction of mono- and diaryl-*N*-(quinolin-8-yl)cyclopropanecarboxamide scaffolds. Nevertheless, it is important to mention that the 2-aryl *N*-(isoquinolinyl)cyclopropanecarboxamide scaffolds (**IIIa** and **IIIb**, Scheme 2), which are analogous to the present investigation, are known to exhibit kinase and vanilloid VR1 receptor inhibition activities.⁴ Herein, we report an efficient, auxiliary-enabled, and Pd(OAc)₂-catalyzed direct functionalization of methylene bonds of cyclopropanecarboxamides (**1**) and diastereoselective production of novel mono- and diaryl-*N*-(quinolin-8-yl)cyclopropanecarboxamides and mono- and diaryl-*N*-(2-(methylthio)-phenyl)cyclopropanecarboxamides.

At the outset, several reactions were carried out to find the best reaction conditions and solvents. Table 1 shows the reaction scheme, which comprises the Pd-catalyzed arylation of *N*-(quinolin-8-yl)cyclopropane-carboxamide (**1a**), prepared from cyclopropanecarbonyl chloride and an auxiliary, e.g. 8-aminoquinoline, with 1-iodo-4-methoxybenzene (**2a**).

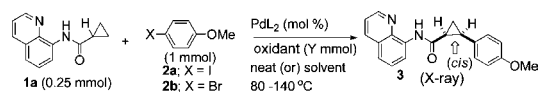
The C–H functionalization reaction of *N*-(quinolin-8-yl)-cyclopropanecarboxamide (**1a**) with 1-iodo-4-methoxybenzene (**2a**) in the absence of a Pd catalyst did not afford any

(6) Giri, R.; Maugel, N.; Li, J.-J.; Wang, D.-H.; Breazzano, S. P.; Saunders, L. B.; Yu, J.-Q. *J. Am. Chem. Soc.* **2007**, *129*, 3510.

(7) (a) Wasa, M.; Engle, K. M.; Lin, D. W.; Yoo, E. J.; Yu, J.-Q. *J. Am. Chem. Soc.* **2011**, *133*, 19598. (b) Wasa, M.; Chan, K. S. L.; Zhang, X.-G.; He, J.; Miura, M.; Yu, J.-Q. *J. Am. Chem. Soc.* **2012**, *134*, 18570.

(8) (a) Liskey, C. W.; Hartwig, J. F. *J. Am. Chem. Soc.* **2013**, *135*, 3375 and references therein. (b) Saget, T.; Cramer, N. *Angew. Chem., Int. Ed.* **2012**, *51*, 12842. (c) Kubota, A.; Sanford, M. S. *Synthesis* **2011**, 2579. (d) Rousseaux, S.; Liégault, B.; Fagnou, K. *Chem. Sci.* **2012**, *3*, 244. (e) Ladd, C. L.; Roman, D. S.; Charette, A. B. *Org. Lett.* **2013**, *15*, 1350.

(9) (a) Zaitsev, V. G.; Shabashov, D.; Daugulis, O. *J. Am. Chem. Soc.* **2005**, *127*, 13154. (b) Shabashov, D.; Daugulis, O. *J. Am. Chem. Soc.* **2010**, *132*, 3965. (c) He, G.; Chen, G. *Angew. Chem., Int. Ed.* **2011**, *50*, 5192. (d) Gutekunst, W. R.; Baran, P. S. *J. Am. Chem. Soc.* **2011**, *133*, 19076. (e) Gutekunst, W. R.; Gianatassio, R.; Baran, P. S. *Angew. Chem., Int. Ed.* **2012**, *51*, 7507. (f) He, G.; Zhao, Y.; Zhang, S.; Lu, C.; Chen, G. *J. Am. Chem. Soc.* **2012**, *134*, 3. (g) Gutekunst, W. R.; Baran, P. S. *Chem. Soc. Rev.* **2011**, *40*, 1976. (h) Li, H.; Li, B.-J.; Shi, Z.-J. *Catal. Sci. Technol.* **2011**, *1*, 191. (i) Jazsar, R.; Hitce, J.; Renaudat, A.; Sofack-Kreutzer, J.; Baudoin, O. *Chem.—Eur. J.* **2010**, *16*, 2654. (j) Santos, A. D.; Kaïm, L. E.; Grimaud, L.; Ramozzi, R. *Synlett* **2012**, 438. (k) Ladd, C. L.; Roman, D. S.; Charette, A. B. *Tetrahedron* **2013**, *69*, 4479.

Table 1. Optimization of C–H Activation Reaction Conditions


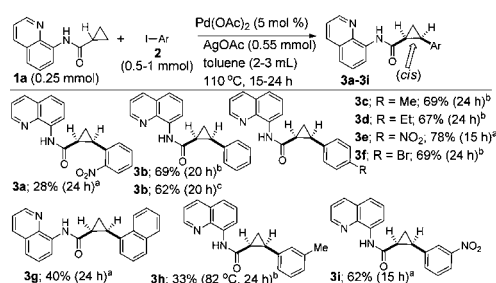
entry	catalyst (mol %)	oxidant (Y mmol)	solvent (mL)	t (°C)	time (h)	3: yield (%) ^a
1	nil	AgOAc (1.5)	neat	110	36	0
2 ^b	Pd(OAc) ₂ (5)	nil	neat	110	36	28
3	Pd(OAc) ₂ (5)	AgOAc (0.27)	neat	110	10	35
4	Pd(OAc) ₂ (5)	AgOAc (0.55)	1,2-DCE	80	20	32
5	Pd(OAc) ₂ (5)	AgOAc (0.55)	1,4-Dioxane	100	20	15
6	Pd(OAc) ₂ (5)	AgOAc (0.55)	CH ₃ CN	80	20	5
7	Pd(OAc) ₂ (5)	AgOAc (0.55)	DMF	130	20	0
8	Pd(OAc) ₂ (5)	AgOAc (0.55)	AcOH	110	20	10
9	Pd(OAc)₂ (5)	AgOAc (0.55)	toluene	110	20	71 (39)^c (51)^d
10	PdCl ₂ (5)	AgOAc (0.55)	toluene	110	20	37
11	Pd(PPh ₃) ₄ (5)	AgOAc (0.55)	toluene	110	20	0
12	Pd(TFA) ₂ (5)	AgOAc (0.55)	toluene	110	20	10
13	Pd(AcAc) ₂ (5)	AgOAc (0.55)	toluene	110	20	26
14	Pd(CH ₃ CN)Cl ₂ (5)	AgOAc (0.55)	toluene	110	20	33
15	Ni(AcAc) ₂ (5)	AgOAc (0.55)	toluene	110	20	0
16 ^e	Pd(OAc) ₂ (5)	AgOAc (0.55)	toluene	110	20	50
17	Pd(OAc) ₂ (5)	PhI(OAc) ₂ (0.55)	toluene	110	20	0
18	Pd(OAc) ₂ (5)	KOAc (0.55)	toluene	110	20	6
19	Pd(OAc) ₂ (5)	Cu(OAc) ₂ (0.55)	toluene	110	20	6
20	Pd(OAc) ₂ (5)	Benzophenone	toluene	110	20	15
21	Pd(OAc) ₂ (5)	Oxone (0.55)	toluene	110	20	0
22	Pd(OAc) ₂ (5)	O ₂	toluene	110	20	10
23	Pd(OAc) ₂ (5)	K ₂ CO ₃ (0.55)	toluene	110	20	0
24 ^f	Pd(OAc) ₂ (5)	AgOAc (0.55)	toluene	110	24	0
25 ^g	Pd(OAc) ₂ (5)	AgOAc (0.55)	toluene	110	24	0
26 ^h	Pd(OAc) ₂ (10)	AgOAc (2.2)	toluene	110	36	37
27 ⁱ	Pd(OAc) ₂ (10)	AgOAc (2.2)	xylylene	140	36	48

^a All the reactions were done using 1-iodo-4-methoxybenzene (**2a**) under a nitrogen atmosphere. Isolated yields are given. ^b 1.2 mmol of **2a** was used. ^c In this case, 0.5 mmol of **2a** was used. ^d In this case, 0.75 mmol of **2a** was used. ^e The reaction was done under an open atmosphere. ^f In this case, 1-bromo-4-methoxybenzene (**2b**) was used instead of **2a**. ^g In this case, 1-chlorobenzene (**2c**) was used instead of **2a**. ^h In this case, 0.26 mmol of **2a** was used.

product under neat conditions (entry 1, Table 1). The arylated product **3** was obtained in 28% yield in the presence of a Pd(OAc)₂ catalyst without any oxidant under neat conditions (entry 2). The arylation of **1a** with **2a** in the presence of a Pd(OAc)₂ catalyst and AgOAc under neat conditions gave **3** in only 35% yield (entry 3). Usage of different solvents such as 1,2-DCE, 1,4-dioxane, MeCN, DMF, and AcOH for the arylation of **1a** did not improve the yield of **3** (entries 4–8). The arylation of **1a** in the presence of Pd(OAc)₂ and AgOAc proceeded smoothly in toluene at 110 °C and furnished **3** having *cis* stereochemistry in 71% yield as a single diastereomer (entry 9). Employing other Pd- and Ni-based catalysts failed to furnish **3** with improved yields (entries 10–15). The arylation of **1a** with **2a** in the presence of Pd(OAc)₂ and AgOAc under an open or nitrogen atmosphere and further trials using a variety of oxidants did not significantly improve the yield of **3** (entries 16–21). The Pd-catalyzed arylation of **1a** with **2a** without AgOAc under an open atmosphere gave **3** in 10% yield (entry 22). This reaction indicates that perhaps AgOAc helps in the catalyst regeneration *via* a ligand exchange process, producing AgI and Pd(OAc)₂.⁹ The arylation of **1a** with **2a** in the presence of K₂CO₃ instead of AgOAc was not effective (entry 23). Employing 1-bromo-4-methoxybenzene (**2b**) or chlorobenzene (**2c**) instead of **2a** was not effective (entries 24, 25). Using just 0.26 mmol of **2a** instead of 1 mmol gave **3** only in 37% yield (entry 26).

The scope of this auxiliary-enabled Pd-catalyzed intermolecular direct arylation of the methylene C(sp³)–H

bond of cyclopropanecarboxamides was tested using a variety of electron-withdrawing and -donating groups containing aryl iodides (Scheme 3). The arylation of the methylene C–H bond of **1a** with various substituted aryl iodides proceeded smoothly and gave the corresponding products **3a–3f** in 28–78% yields. The arylation of **1a** with 1-iodonaphthalene and 1-iodo-3-methylbenzene gave **3g** and **3h** in only 40 and 33% yields, respectively. The arylation of **1a** with 1-iodo-3-nitrobenzene gave **3i** in 62% yield. All these reactions were highly stereoselective and gave cyclopropanes with *cis* stereochemistry.^{10a}

Scheme 3. Diastereoselective C–H Arylation of **1a**

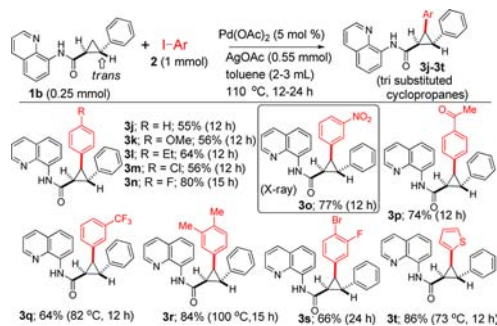
^a In this case, 1 mmol of aryl iodide was used. ^b In this case, 0.5 mmol of aryl iodide was used. ^c The reaction was done using **1a** (1.06 g, 5 mmol), **2a** (1.02 g, 10 mmol), AgOAc (1.83 g, 11 mmol), and toluene (15 mL).

Subsequently, we extended the scope of this protocol by producing a wide range of novel trisubstituted cyclopropanes *via* the Pd-catalyzed direct arylation of the C–H bond of (1*S**,2*S**)-2-phenyl-*N*-(quinolin-8-yl)cyclopropanecarboxamide (**1b**) (Scheme 4).^{10b} The arylation of cyclopropanecarboxamide (**1b**) with phenyl iodide and other aryl iodides having electron-donating or -withdrawing groups at the *para*-position gave the corresponding trisubstituted cyclopropanes (**3j–3n**) as single diastereomers in 55–80% yields. Similarly, the trisubstituted cyclopropanes **3o** (77%), **3p** (74%), and **3q** (64%) were obtained using various aryl iodides having different substituents (e.g., NO₂, acetyl, and CF₃) on the aromatic ring. Further,

(10) (a) The stereochemistry of the products **3a–i** was assigned based on the X-ray structure of **3** and the similarity in the ¹H NMR spectral pattern of **3** and **3a–i**. (b) The stereochemistry of the products **3j–t** was assigned based on the X-ray structure of **3o** and the similarity in the ¹H NMR spectral pattern of **3j–t**. (c) The stereochemistry of the products **4a–c** was assigned based on the X-ray structure of **4b** and the similarity in the ¹H NMR spectral pattern of **4a–c**. (d) The stereochemistry of the products **4d–j** was assigned based on the X-ray structure of **4d** and the similarity in the ¹H NMR spectral pattern of **4d–j**. (e) The stereochemistry of the products **5a–d** was assigned based on the X-ray structure of **5a** and the similarity in the ¹H NMR spectral pattern of **5a–d**. (f) Crystallographic data of X-ray structures (**3**: CCDC 936504; **3o**: CCDC 936506; **4b**: CCDC 936505; **4d**: CCDC 936623; and **5a**: CCDC 936503) of this work have been deposited at the Cambridge Crystallographic Data Centre. (g) All the reactions gave only a single diastereomer under the present experimental conditions (if the aryl iodide is used in <4 equiv), and along with products the corresponding unreacted starting materials **1a–d** were recovered. In some cases, we also obtained a mixture of mono- and diarylated compounds when we used the aryl iodide in excess (6–8 equiv). We are unable to represent the results at this stage, as the optimization work and establishment of the stereochemistry of the mono- and diarylated compounds is incomplete.

the arylated products **3r** (84%) and **3s** (66%) were obtained by using the respective disubstituted aryl iodides (Scheme 4). Heterocyclic substitution on the cyclopropane **1b** via the C–H functionalization using 2-iodothiophene successfully gave **3t** (86%). The Pd-catalyzed arylation of **1b** led to the stereoselective installation of various second aryl groups at the methylene group of **1b** and the synthesis of novel trisubstituted cyclopropane-carboxamides **3j–3t** having contiguous stereocenters.

Scheme 4. Stereoselective C–H Functionalization of **1b**

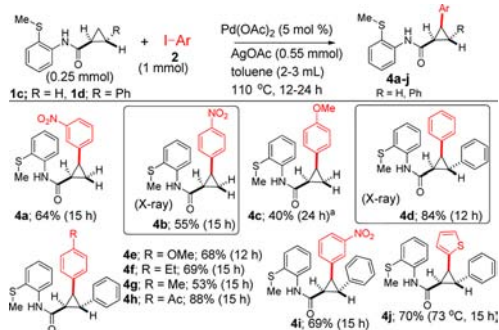


Furthermore, we were focused on establishing the arylation scope by using the cyclopropanecarboxamides prepared by using other auxiliaries. Toward this end, the Pd-catalyzed arylation of *N*-(2-(methylthio)phenyl)cyclopropanecarboxamides (**1c,1d**) with a variety of aryl iodides was studied (Scheme 5).^{10c,d} The arylation of **1c** gave the products **4a–c** in 64, 55, and 40% yields as single diastereomers, respectively (Scheme 5). Next, the Pd-catalyzed C–H functionalization of (1*S**,2*S**)-*N*-(2-(methylthio)phenyl)-2-phenylcyclopropanecarboxamide (**1d**) with different aryl iodides was explored for the production of trisubstituted cyclopropanecarboxamides. Along this line, various (1*R**,2*S**,3*S**)-2-(aryl)-*N*-(2-(methylthio)phenyl)-3-phenylcyclopropanecarboxamides (**4d–4j**) were obtained as single diastereomers from the installation of various second aryl groups at the methylene C–H bond of the cyclopropane **1d** (Scheme 5).

Additionally, the Pd-catalyzed arylation of **1a,1b** with excess iodobenzene or 1-iodo-4-methylbenzene furnished the respective diarylated cyclopropanes **5a–c** having the 1,2-*cis*/2,3-*cis*/1,3-*cis* stereochemistry^{10e} (Scheme 6). Likewise, the Pd-catalyzed arylation of **4a** having the 1,2-*cis* stereochemistry with 1-iodo-4-ethylbenzene furnished the cyclopropanecarboxamide **5c** with the 1,2-*cis*/2,3-*cis*/1,3-*cis* stereochemistry. Then, to reveal the utility of this protocol, we performed the amide hydrolysis of **3j,3t**, which gave the corresponding substituted cyclopropanecarboxylic acids **6a,6b**. The reduction of the amide group of the representative compound **3b** afforded *N*-(((1*S**,2*R**)-2-phenylcyclopropyl)methyl)quinolin-8-amine (**7**).

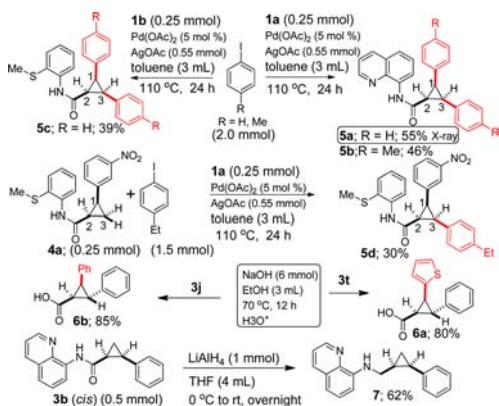
In summary, we have reported an auxiliary-enabled and Pd(OAc)₂-catalyzed highly diastereoselective direct arylation of the methylene C(sp³)–H bond of cyclopropanes

Scheme 5. Diastereoselective C–H Activation of **1c,1d**



^a In this case, 0.5 mmol of aryl iodide was used.

Scheme 6. Scope of This Work



and a facile access to novel mono- and diaryl-*N*-(quinolin-8-yl)-cyclopropanecarboxamide scaffolds and mono- and diaryl-*N*-(2-(methylthio)phenyl)cyclopropanecarboxamide scaffolds, having contiguous stereocenters. Further work is in progress to reveal the applications of these molecules.

Acknowledgment. This research was funded by IISER-Mohali. We thank the NMR and X-ray facilities of IISER-Mohali. R.P. and B.G. are grateful to CSIR- and DST, New Delhi, for JRF and INSPIRE fellowships, respectively. We thank NIPER-Mohali, CDRI-Lucknow, and IICT-Hyderabad for providing the mass spectral data.

Supporting Information Available. Experimental procedures, X-ray structures, characterization data, and copy of ¹H, ¹³C NMR charts of all the compounds. This material is available free of charge via the Internet at <http://pubs.acs.org>.

The authors declare no competing financial interest.